

# THE DATA DIGEST

Data and stats often come up at the *Beyond Housing* conferences. In “The Data Digest,” we want to share not only data that may shine light on the current state of family homelessness in New York City, but also help providers and others think about how they can approach data collection, analysis, and dissemination in a meaningful way.

All of the data shared in this section is pulled from a series of “Snapshots” that social services provider Homes for the Homeless (HFH) put out over the course of 2021 to take the pulse on programmatic and operational topics from resident employment to needs and demographics of new parents (defined as those with a child under the age of 24 months). The overall goal was for program enhancement and staff development but the data also shed light on key issues that others working with families experiencing homelessness might be interested in hearing more about.

Take a glance at the infographics of some of the data points that stood out. If you are interested in reading the full “Snapshots,” you can download them at [ICPHusa.org/beyondhousingmagazine](https://www.icphusa.org/beyondhousingmagazine) in the Resources section. You can also download more

[How To Use](#) ideas.

## How to Connect

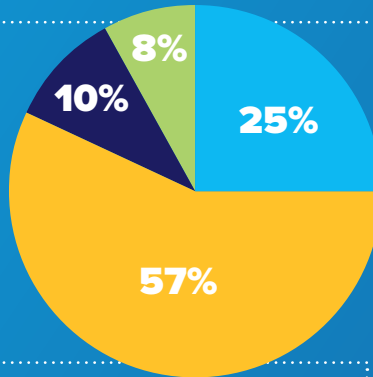
**Max Rein** / Policy Assistant, [MRein@HFHnyc.org](mailto:MRein@HFHnyc.org)

**Caroline Iosso** / Senior Policy Associate, [Closso@HFHnyc.org](mailto:Closso@HFHnyc.org)

## NEW PARENTS

Before their current shelter stay, **one in five** new parents\* most recently lived outside of New York City.

\*Defined as parent of child under the age of 24 months



### Where New Parents Lived Prior to Their Current Shelter Stay

- Another shelter
- Doubled up or overcrowded situations
- Renting/living on their own
- Other



**26%** of new parents are employed.

**21%**

of new parents listed Spanish as the language they feel most comfortable speaking.



## EMPLOYMENT

**16% of clients were employed.\*\***

Possible reasons for low client employment are: (1) Some clients have either lost their jobs or have had trouble finding one due to the current economic climate; (2) a greater share of families referred to HFH sites have more barriers to employment than the average family seeking shelter in NYC; or (3) a lack of access to jobs close to shelters.



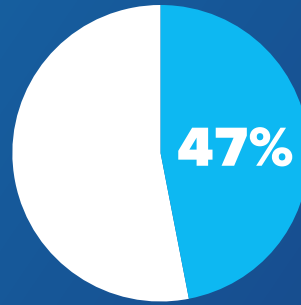
**Almost one in four employed clients (23%) work in a healthcare support position.** These healthcare support occupations have a lower median annual wage

(\$28,470) than the median annual wage for all other occupations.



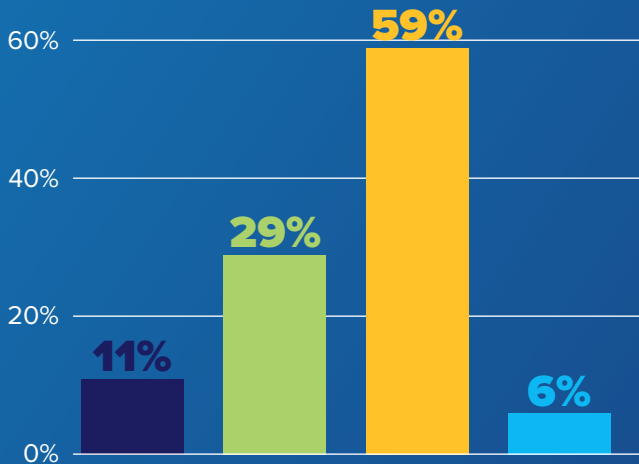
**78%**

of new parents at HFH are Black.



For almost half of these new parents, this is their **first child.**

### Where New Parents at HFH Receive Healthcare Services



- Emergency room
- Health clinic
- Primary care doctor
- Referrals made by the shelter or shelter-based mobile health van

For those who have another child, **over a third of clients (35%) do not have that child currently living with them in shelter.**

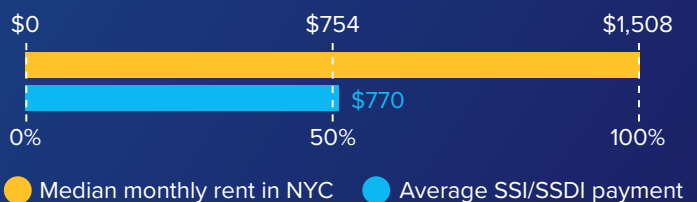


The median age for these parents is **25 years old.**

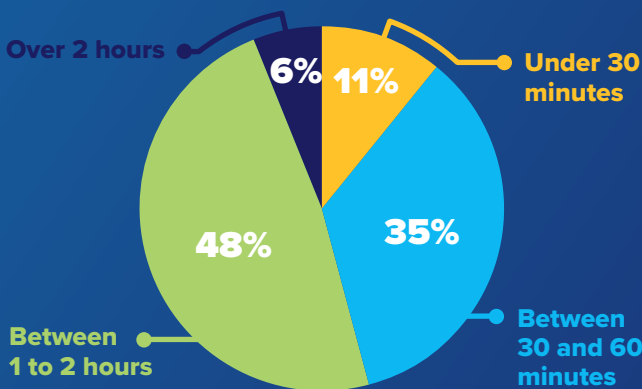


## DISABILITY BENEFITS

The average Social Security Insurance/Social Security Disability (SSI/SSDI) payment made to HFH clients was \$770 per month. For perspective, this amount barely covers half of the median price for a rental unit in NYC, which was \$1,508 monthly in 2019. In fact, more than three quarters of clients who receive disability benefits are also enrolled in other forms of Public Assistance programs, such as cash assistance or the Supplemental Nutrition Assistance Program (SNAP), for the balance of their income. This analysis demonstrates that receiving SSI/SSDI on its own is most likely not enough to support families.



**Many clients travel far to get to work.** Google Maps travel time estimates illustrate that only 11% of clients can get to work in under 30 minutes via public transportation. 54% of clients travel over an hour to get to work via public transportation.



\*\*NOTE: Analysis for data was conducted at various points in 2021 as follows: resident employment in January 2021, resident enrollment in disability programs in Spring 2021, and new parents in Summer 2021.