

On the Map: Community Snapshots

Family Homelessness in Your Community

Bensonhurst

Brooklyn Community District 11



May 2016
Re-release Nov. 2016

Homelessness and Poverty

Families Entering Shelter

Number of Families, FY 2014

35

Change from
FY 2013 to FY 2014

14

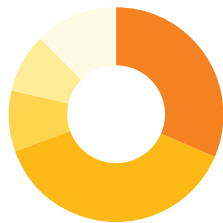
Borough Rank (Out of 18 CDs
in Brooklyn)



Citywide Rank (Out of 59 CDs
in New York City)



Top Reasons for
Family Shelter Entry



Domestic Violence	31%
Eviction	38%
Overcrowding	9%
Immediate Return	9%
Other	12%
FY 2012 to Dec. 2014	N=89

All Homeless Students, SY 2013-14

Number of Students

799

Percent Change from SY 2010-11

22%

Borough Rank (Out of 18 CDs
in Brooklyn)



Citywide Rank (Out of 59 CDs
in New York City)



Homeless Students That Are Doubled Up

Percent of Students

87%

Percent Change from SY 2010-11

26%

Homeless Students in Shelter

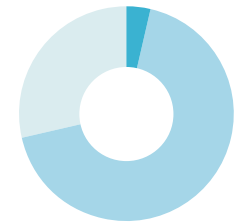
Percent of Students

9%

Percent Change from SY 2010-11

-3%

Homelessness and Poverty Among All Students, SY 2013-14



Homeless	4%
Housed, Low Income	68%
Housed, Not Low Income	28%

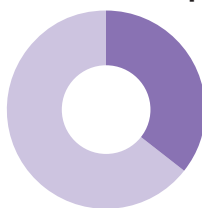
Stability Indicators

Affordability (Spent 50% or More on Rent)

Rental Units Needed (■) vs. Rental Units Available (■)

Rent Category	Spent 50% or More on Rent	Rental Units Available
Very High Rent \$2,000 or More per Month	48%	4%
High Rent \$1,500-\$1,999 per Month	13%	19%
Medium Rent \$1,000-\$1,499 per Month	11%	55%
Low Rent \$600-\$999 per Month	13%	14%
Very Low Rent Less than \$600 per Month	16%	9%

Median Monthly Household Spending



Spent on Rent	\$1,190	36%
Left Over	\$2,152	64%



Indicator	CD	Brooklyn	NYC
Unemployment	9%	9%	8%
Adults with Less than a High School Degree	21%	20%	20%
People Living Below 150% of Federal Poverty Level	33%	35%	32%
Food Insecure	15%	20%	17%
Median Household Income	\$47,748	\$47,966	\$52,996
Severely Rent Burdened	35%	32%	29%
Overcrowded	17%	13%	11%

ICPH Institute for Children,
Poverty & Homelessness

www.ICPHusa.org

ICPH is an independent, New York City-based public policy organization that works on the issues of poverty and family homelessness. Visit our website or email info@ICPHusa.org.

Note: Some percentages do not add up to 100% due to rounding. For detailed Sources & Data Notes please go to "On the Map: Community Snapshots, Family Homelessness in Your Community" in the Publications section of our website at www.icphusa.org and download Sources & Data Notes.