

City School District 79

Citywide Alternative Schools & Programs





1 out of 7

Students Experienced Homelessness in the Last Five Years

School Year 2014-15

	Homeless			Housed	
	All Homeless	In Shelter	Doubled Up	Free Lunch	No Free Lunch
Number of Students	810	335	230	4,818	4,653
% Pre-K	-	-	-	-	-
% Elementary School	-	-	-	-	-
% Middle School	14%	9%	4%	72%	14%
% High School	8%	3%	2%	44%	48%
% Hispanic	8%	3%	3%	51%	41%
% Black	8%	4%	1%	46%	46%
% White	5%	2%	1%	39%	56%
% Asian	4%	0%	2%	39%	58%
% Other	7%	4%	1%	46%	46%
Mid-Year Transfer Rate	73%	78%	67%	71%	60%
Chronic Absenteeism Rate	78%	82%	76%	74%	64%
English Language Learner	16%	10%	30%	13%	14%
Suspension Rate	7.8%	9.6%	7.0%	5.2%	2.1%

Educational Outcomes of Homeless Students

Mid-Year Transfer Rate		73%
Chronic Absenteeism Rate		78%
English Language Learner		16%
Suspension Rate		7.8%

Homelessness and Poverty Among Students



Where Homeless Students Sleep

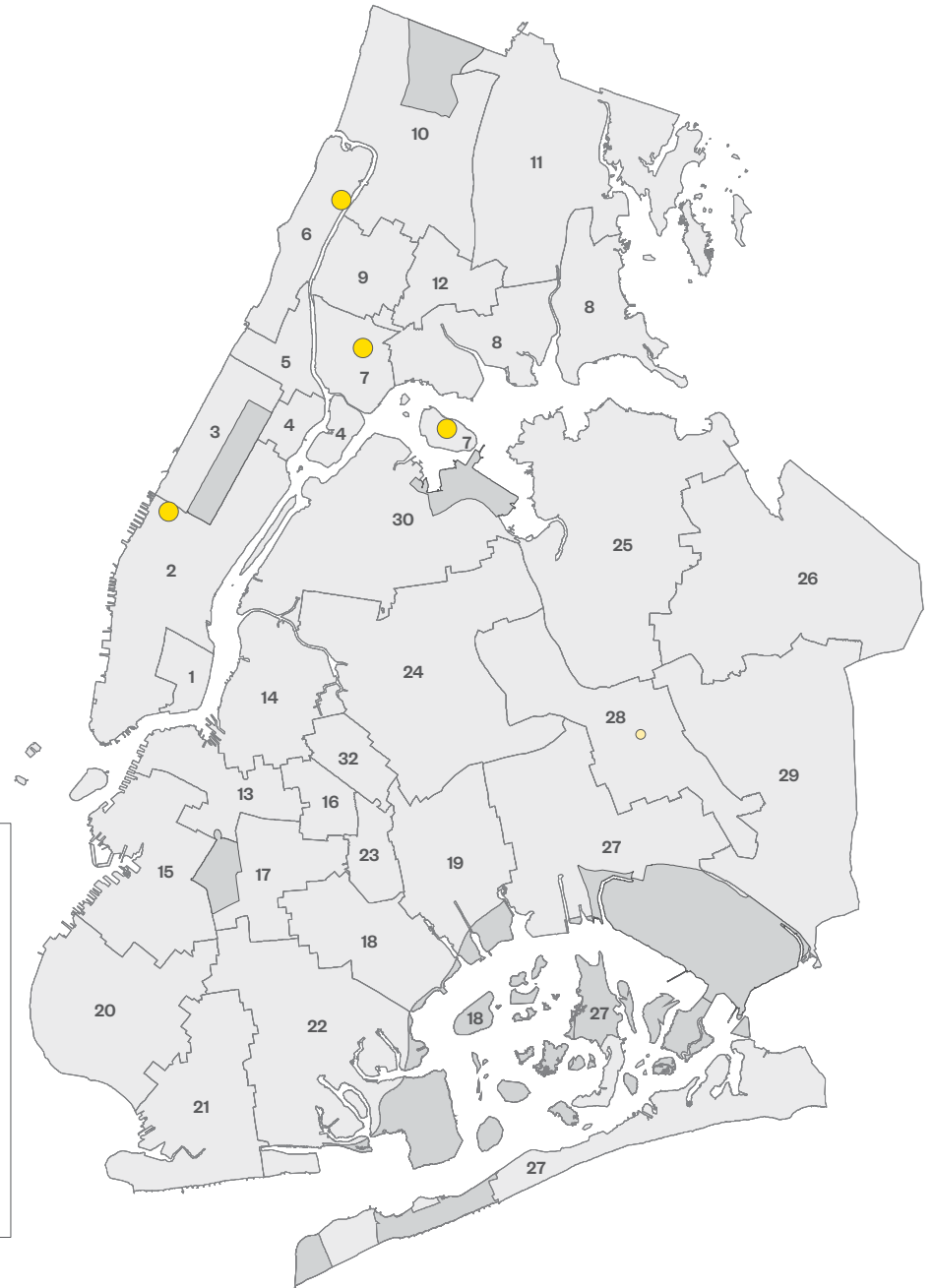
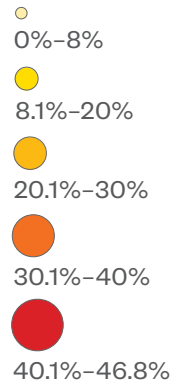


Notes: Some categories are not included due to the special nature of the district. Students who experienced homelessness in the last five years is the ratio of currently homeless and formerly homeless students to the total number of students in the district. Formerly homeless students are defined as those who are currently housed but experienced homelessness at any point during SY 2010-11 to SY 2013-14. Notes on educational outcomes are listed in Section 3. Percentages may not add to 100% due to rounding.

Sources: New York City Department of Education, unpublished data tabulated by the Institute for Children, Poverty, and Homelessness, SY 2010-11 to SY 2014-15.

City School District 79

Percent Homeless by School



Note: District 79 helps students under 21 years old who have experienced an interruption to their studies. Many District 79 schools and programs have multiple locations, and this map shows only the main Department of Education addresses on file. In order to protect student privacy and adhere to the Family Education Rights and Privacy Act, schools with fewer than 10 homeless students are excluded from the map.

Source: New York City Department of Education, unpublished data tabulated by the Institute for Children, Poverty, and Homelessness, SY 2014–15.